

**SATCOM COMPONENT**

# BPF

## C-band BPF

### BPF-C-1, BPF-C-2



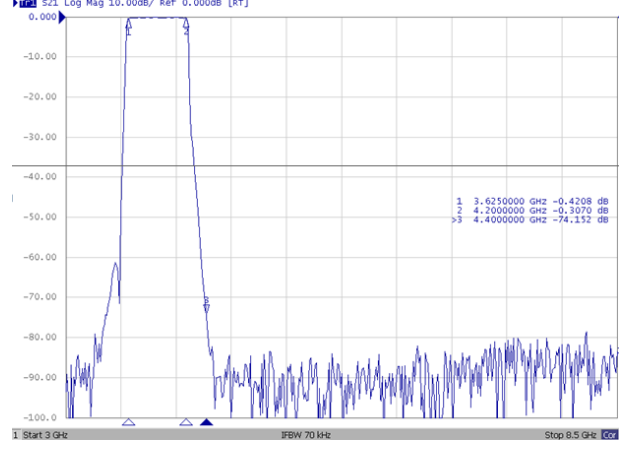
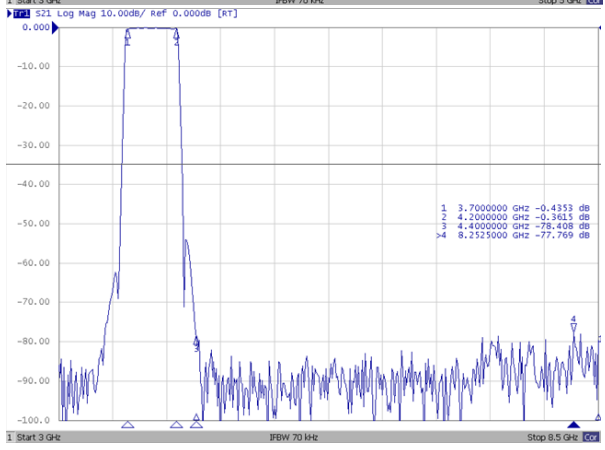
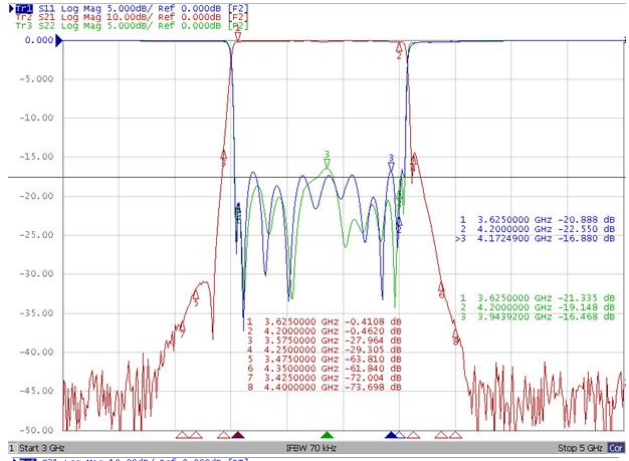
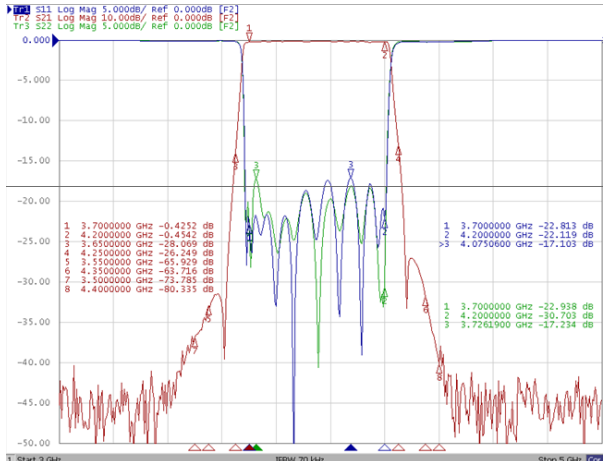
**TYPICAL SPECIFICATIONS**

**BPF-C-1**

<b>Center frequency</b>	3950MHz
<b>Frequency range</b>	3700 to 4200 MHz
<b>Insertion loss in band</b>	0.5dB max
<b>Return loss in band</b>	15dB min
<b>Rejection @CF±300MHz</b>	25dB min
<b>    @CF±400MHz</b>	60dB min
<b>    @CF±450MHz</b>	70dB min
<b>    @~8GHz</b>	70dB min
<b>Flanges</b>	In: CPR229G, Out: CPR229F
<b>Weight</b>	650g

**BPF-C-2**

<b>Center frequency</b>	3912.5MHz
<b>Frequency range</b>	3625 to 4200 MHz
<b>Insertion loss in band</b>	0.5dB max
<b>Return loss in band</b>	15dB min
<b>Rejection @CF±337.5MHz</b>	25dB min
<b>    @CF±437.5MHz</b>	60dB min
<b>    @CF±487.5MHz</b>	70dB min
<b>    @~8GHz</b>	70dB min
<b>Flanges</b>	In: CPR229G, Out: CPR229F
<b>Weight</b>	650g



**SATCOM COMPONENT**

**OUTLINE DRAWING**

